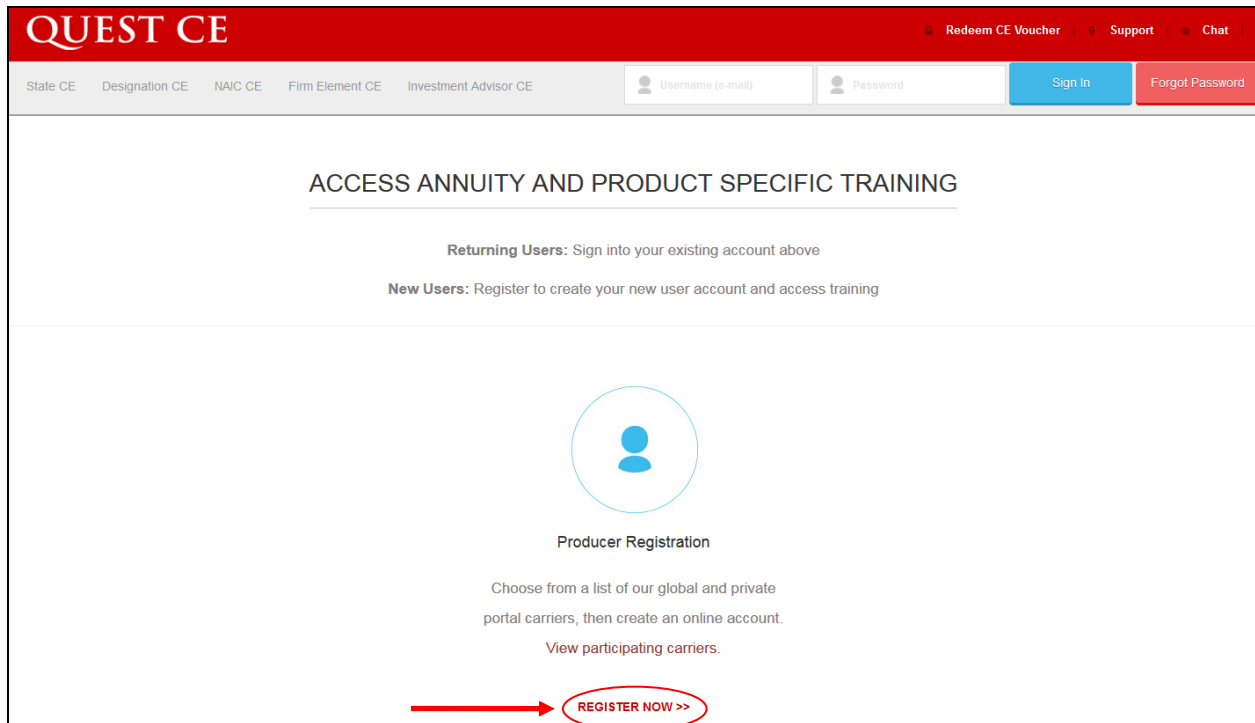




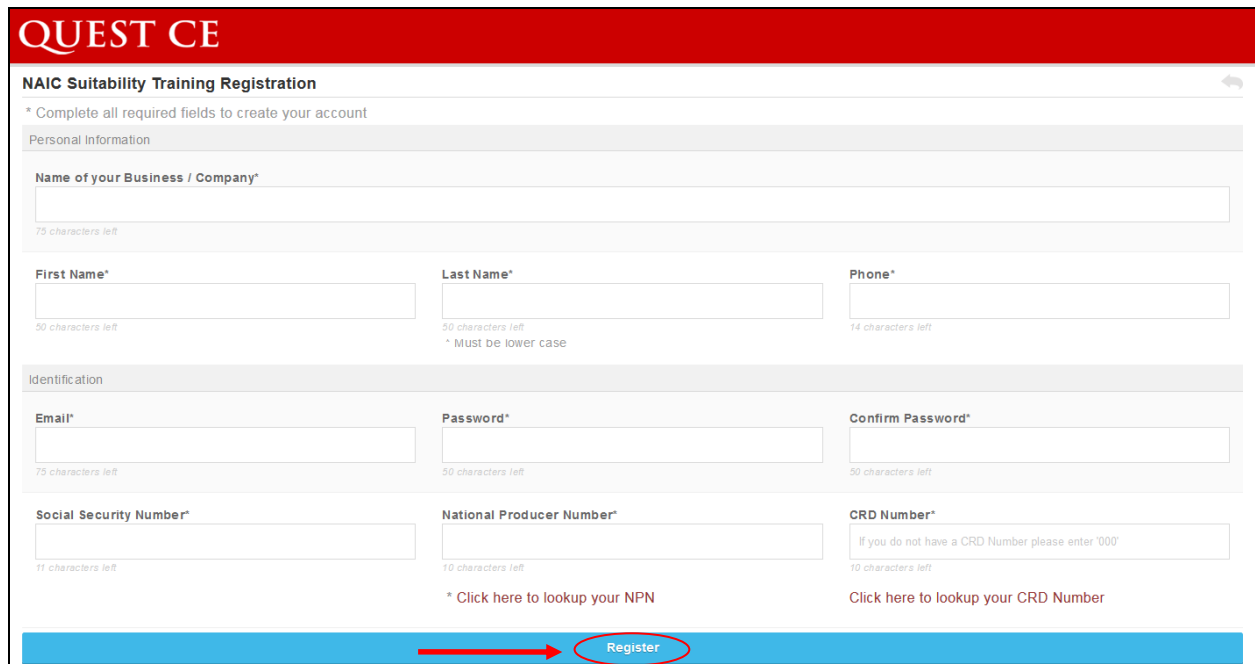
# Annuities Product Training Via Quest CE New Agent Instructions

Power Select Plus Income, Power Select Builder & Power Select Builder 8 Index Annuity Products

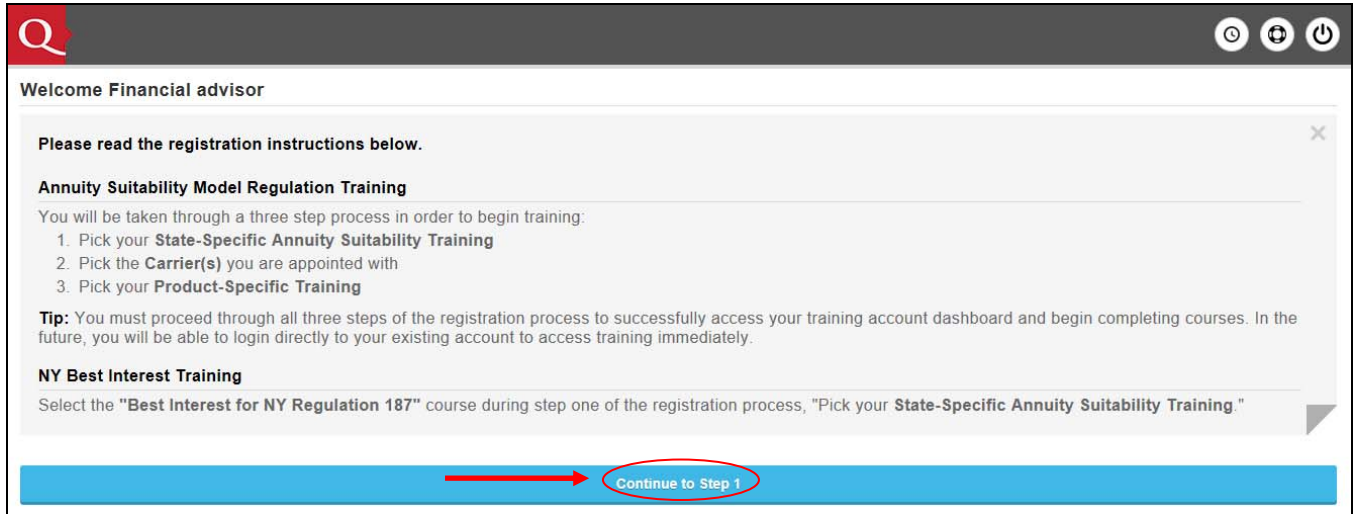
1. Go to <https://learn.questce.com/naicsuitability/>
2. Click **Register Now** to create your account.



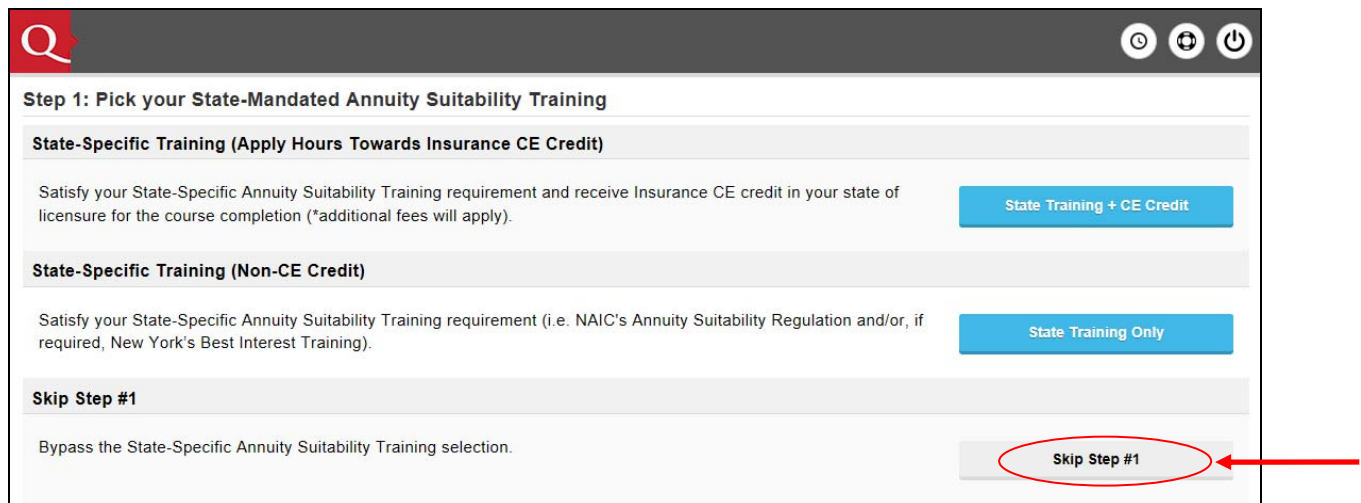
3. Enter your information into the required fields to create your account. Click **Register** to proceed. **Note:** If the NPN & CRD fields are not applicable, please enter a 0000000000 to proceed.



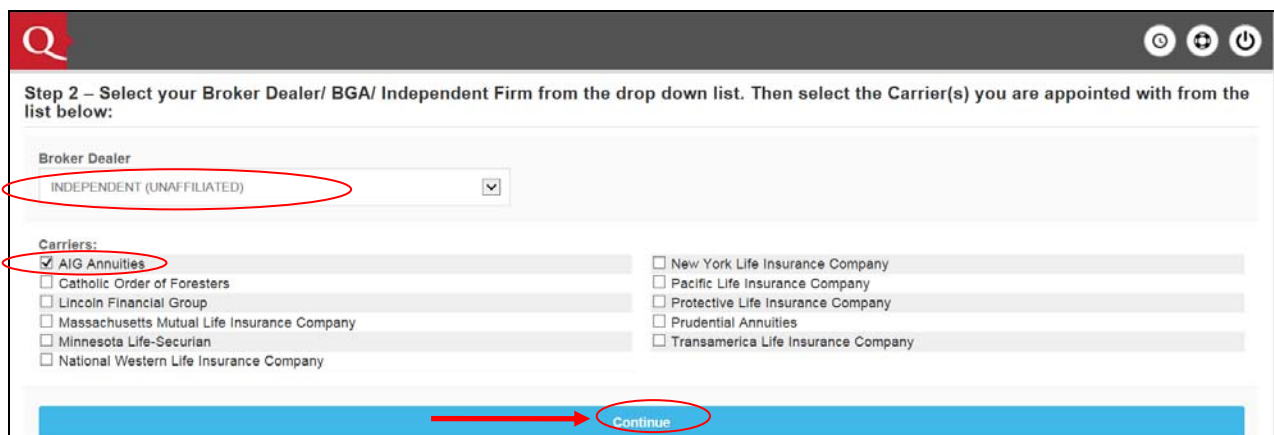
4. Complete the 3-step registration process to begin your training. Click **Continue to Step 1**.



Registration Step 1: Click on **Skip Step #1** to bypass the state annuity course selection and proceed to the Power Select Index Annuities product specific training.



Registration Step 2: Select **Independent (Unaffiliated)** from the **Broker Dealer** drop-down list and check the box for **AIG Annuities** in the **Carriers** section.



5. Registration Step 3: Check the box for **AIG Annuities – Index Annuity Product-Specific Training (I5281LS.14)** to access the Power Select Index Annuities product training.

**Step 3 - Pick your Product Specific Training:**

Please choose the product specific training courses you'd like added to your profile:

- AIG Annuities - Assured Edge Income Achiever Product Specific Training (F5705AC.2)  
Description: Assured Edge Income Achiever - A fixed annuity with guaranteed lifetime withdrawal benefit
- AIG Annuities - Assured Edge Income Builder 7-year (F5705PT.4)  
Description: Assured Edge Income Builder for non-NY
- AIG Annuities - Fixed (Assured Edge NY only) (F5705NY.1)  
Description: Assured Edge Income Builder - NY
- AIG Annuities - Fixed and Income Product-Specific Training (formerly the Horizon Fixed Annuity series) (FIXEDALL0719)  
Description: Fixed, Deferred Income and Single-Premium Immediate Annuity Training
- AIG Annuities - Index Annuity Product Specific Training (I5281CB.11)  
Description: Power 7 Protector and Power 10 Protector Index Annuities Training
- AIG Annuities - Index Annuity Product Specific Training (I5402PP1.1)  
Description: This course covers Power Index 7 NY only.
- AIG Annuities - Index Annuity Product-Specific Training (I5281LS.14)  
Description: Power Select Plus Income and Power Select Builder Index Annuities Training
- AIG Annuities - Variable Annuity Product-Specific Training (R5026PT.36)  
Description: AIG Annuities - Variable Annuity Product-Specific Training R5026PT.36

**Select Courses**

Complete the Personal Profile Security Setup questionnaire.

**Personal Profile Security Setup**

Question 1:  
Select one question  
6 more characters required

Question 2:  
Select one question  
6 more characters required

Question 3:  
Select one question  
6 more characters required

**Start**

6. Click **Start** to access the AIG Annuities product-specific training for the Power Select Index Annuity products and complete the course.

The screenshot shows a user interface for a training profile. At the top, there are navigation tabs for 'Training' and 'Profile'. Below this is a 'Welcome Financial advisor' section with a message: 'Please use the menu to the left to keep your profile up to date.' Underneath is a section titled 'NAIC Suitability Training (Product Specific)'. It contains a table with the following data:

Status	Title	Content	Exam
Not Started	AIG Annuities - Index Annuity Product-Specific Training (I5281LS.14)	<a href="#">Start</a>	

The 'Start' button in the 'Content' column is circled in red, and a red arrow points to it from the right.

The screenshot shows the training course page for 'AIG Annuities - Index Annuity Product-Specific Training (I5281LS.14)'. It features a 'Not Started' status and a prominent blue 'Start Course' button, which is circled in red. A red arrow points to the button from the right. Below the button, the estimated completion time is listed as '60 Minutes'. The description of the course is 'Power Select Plus Income and Power Select Builder Index Annuities Training'.

The screenshot shows a 'Thank You' message. The text reads: 'Please Note: Once you finish the training course, you must answer a one-question attestation in order for the course to be marked complete and to become certified to sell the annuity products included in this training module.' It includes three bullet points: 'Simply click on "Start Exam" and then click on "OK" in the pop-up window to certify the terms of the exam.', 'You will then need to answer the one-question attestation before clicking on "Submit Answer" to complete the exam.', and 'The status column on your student dashboard page will list the course as "Complete" in green if you have successfully completed the course.' The message concludes with 'We appreciate your partnership and look forward to working with you in the future.' The AIG logo is displayed below the text. At the bottom right, there is a 'Complete Course' button, which is circled in red, with a red arrow pointing to it from the right.

7. Once you have finished, click on the **Start Exam** button and then click **Continue** to confirm an exam question. Then answer a one-question attestation to mark the course *Complete*.

On the final screen, you will have the option to print your certificate by clicking on **Open Certificate of Completion**.

